

Position and direction in football

Find the football kit! (Level 2)

Maths resource

KS1: Ages 5-7

Instructions

Use the grid to help you work out where each object is.

Remember the important language we use to describe where things are:

above

right

between

below

left

in the middle

Football objects

Football



Shirt




Boots



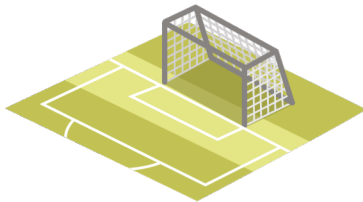
Whistle




Trophy



Goal



Cone



Scarf



Match ticket





Q1.


**What is two spaces above
the boots?**



Q2.

What is three spaces below the whistle?



Q3.

What is four spaces to the right of the football?



Q4.

What is two spaces to the left of the whistle?





Q5.

Can you give instructions
 to find the quickest way
 to some of the objects?

Boots → Trophy





Q6.

Can you give instructions to find the quickest way to some of the objects?

Goal → Whistle





Q7.

Can you give instructions to find the quickest way to some of the objects?

Shirt → Goal





Q8.

Can you give instructions to find the quickest way to some of the objects?

Whistle → Football



Q9.

Choose an empty box to position a star in. Can you describe where it is?

The star is _____



Q10.

Can you give clear instructions to find all the objects?

Use the key vocabulary and ensure that you visit all the objects in the grid.

Start at the football and end at the goal...



Answers

- **Q1.** Shirt
- **Q2.** Trophy
- **Q3.** Trophy
- **Q4.** Shirt
- **Q5.** Right two, then down one, or these instructions in reverse i.e. down one, then right two
- **Q6.** Right four, then down one, or these instructions in reverse i.e. down one, then right four
- **Q7.** Left two, up one or these instructions in reverse i.e. up one, then left two
- **Q8.** Left four, down three or these instructions in reverse i.e. left four, then down three
- **Q9.** Answer depends on where pupil has drawn their star.
- **Q10.** Answer dependent on pupil's route.